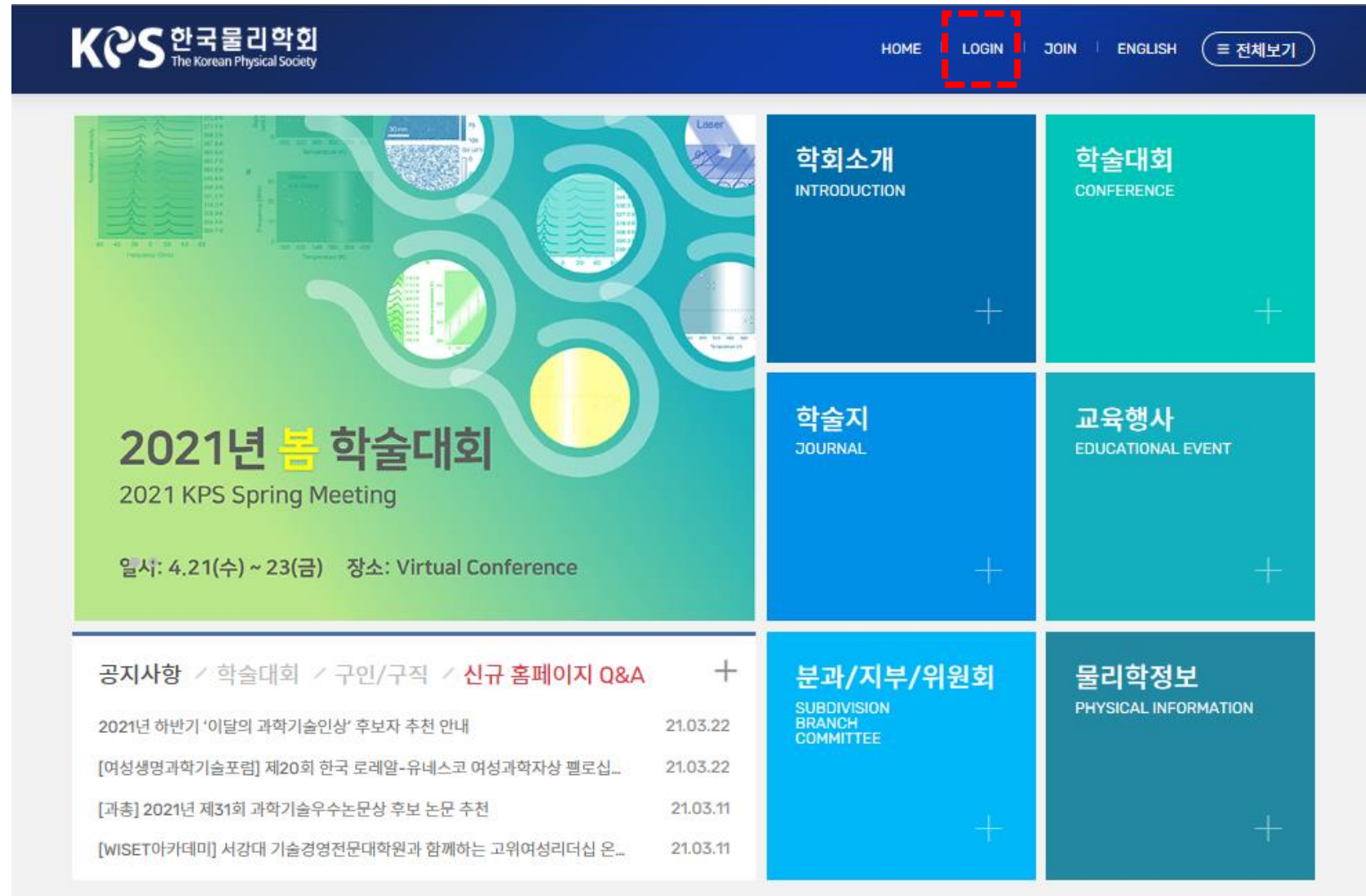


Instruction for Uploading an Oral Presentation Video

1. Visit the Korean Physical Society Homepage (www.kps.or.kr) and log in.



1. Login

2. Go to the
Abstract Modify
Page

3. Upload the File

4. Re-upload the
File

2-1. Click **My-page** > **Confirm Abstract Submission**.

1. Login

2. Go to the
Abstract
Modify Page
(1)

3. Upload the File

4. Re-upload the
File

The screenshot shows the KPS member portal interface. At the top, there is a navigation bar with the KPS logo and text 'HOME | MYPAGE | LOGOUT' and a '전체보기' (View All) button. Below this is a banner for '회원공간' (Member Space) with a molecular structure background and text: '1952년에 창립되어 60년이 넘는 오랜 역사를 가지고 있는 한국물리학회에 오신 것을 환영합니다.' (We welcome you to the Korean Physical Society, which has a long history of over 60 years since its founding in 1952).

The main content area is divided into two columns. The left column contains a '마이페이지' (My Page) section with a sub-section '회원현황' (Member Status) containing a table with the following data:

회원번호	95149S
회원구분 (Member Classification)	정회원
소속기관/학교 (Affiliation)	한국물리학회

The right column contains a '마이페이지' (My Page) menu with the following items:

- 마이페이지
- 프로필관리
- 초록접수 확인** (highlighted with a red dashed box)
- 회비납부 및 확인
- 회원가입안내
- 로그아웃

At the bottom of the page, there is a URL: http://www.kps.or.kr/conference/2020_spring/content/authors/abstract_list.php

Instruction for Uploading an Oral Presentation Video


2-2. Click "**Change**" button of your abstract number on 'Abstract Information'.

1. Login

2. Go to the
Abstract
Modify Page
(2)

3. Upload the File

4. Re-upload the
File


한국물리학회
The Korean Physical Society

[LOGOUT](#)
[MYPAGE](#)

[Home](#)
[Program](#)
[Registration](#)
[General Information](#)
[Authors](#)
[Exhibition](#)

Abstract Submission

2021 KPS Spring Meeting
April 21-23, 2021
Virtual Conference

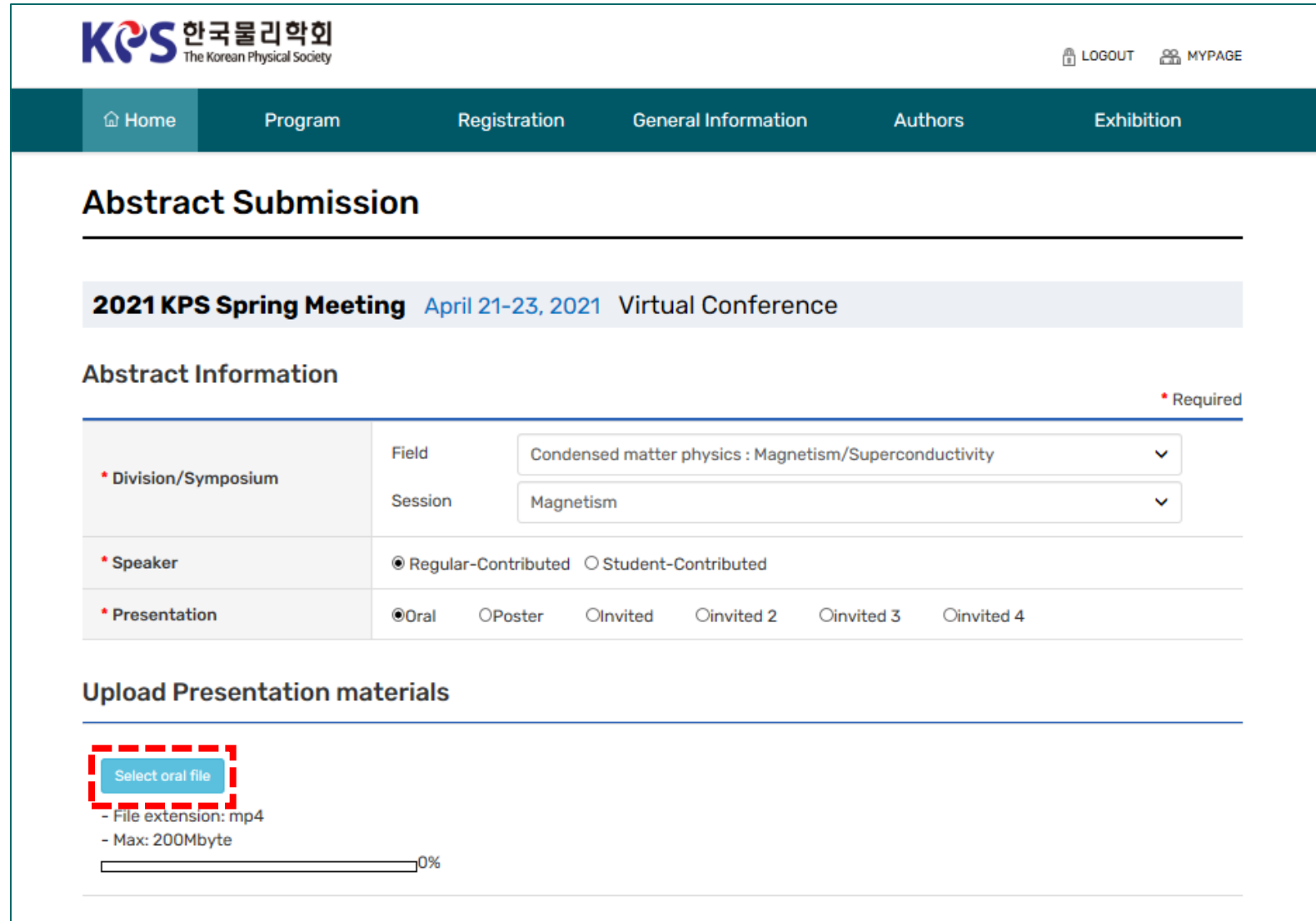
Abstract Information

Registration number	Abstract title			View/Change/Delete
Presentation form	Presenter	Field	Session	Submission date
1082	Test2			View Change Delete
Poster	HONG Gildong	Applied physics: 2D/Nano/Surface/Interface	Nano materials	2021-03-25
1081	TEST1			View Change Delete
Oral	HONG Gildong	Condensed matter physics : Magnetism/Superconductivity	Magnetism	2021-03-25

Submit

Instruction for Uploading an Oral Presentation Video

3-1. Click "**Select oral file**" on 'Upload Presentation Materials'.



KPS 한국물리학회
The Korean Physical Society

LOGOUT MYPAGE

Home Program Registration General Information Authors Exhibition

Abstract Submission

2021 KPS Spring Meeting April 21-23, 2021 Virtual Conference

Abstract Information

* Required

* Division/Symposium	Field	Condensed matter physics : Magnetism/Superconductivity
	Session	Magnetism
* Speaker	<input checked="" type="radio"/> Regular-Contributed <input type="radio"/> Student-Contributed	
* Presentation	<input checked="" type="radio"/> Oral <input type="radio"/> Poster <input type="radio"/> Invited <input type="radio"/> Invited 2 <input type="radio"/> Invited 3 <input type="radio"/> Invited 4	

Upload Presentation materials

Select oral file

- File extension: mp4
- Max: 200Mbyte

0%

1. Login

2. Go to the
Abstract Modify
Page

3. Upload the
File (1)

4. Re-upload the
File

Instruction for Uploading an Oral Presentation Video

3-2. Select "**Yes**" to 'Terms & Conditions' and click "**Confirm**" button.

1. Login

2. Go to the
Abstract Modify
Page

3. Upload the
File (2)

4. Re-upload the
File

The screenshot shows the KPS website interface. A modal dialog titled "Terms & Conditions" is open, displaying two sections of terms. The first section, "발표자료 제공 및 활용 동의" (Agreement on provision and use of presentation materials), has the "Yes" radio button selected. The second section, "발표자료 제3자 제공, 이용 및 처리 동의" (Agreement on provision, use, and processing of presentation materials to third parties), also has the "Yes" radio button selected. Below the second section, a blue button labeled "확인" (Confirm) is highlighted with a red dashed box. In the background, the "Abstract Information" form is visible, showing fields for "Division/Symposium", "Session" (set to "Magnetism"), "Speaker" (set to "Regular-Contributed"), and "Presentation" (set to "Oral"). At the bottom, there is a section for "Upload Presentation materials" with a "Select oral file" button and a progress bar at 0%.

Instruction for Uploading an Oral Presentation Video

3-3. When the upload window appears, select your presentation materials.

1. Login

2. Go to the
Abstract Modify
Page

3. Upload the
File (3)

4. Re-upload the
File

The screenshot shows a web browser window with a file upload interface. A Windows file explorer window is open, displaying a list of files. The file 'Presentation file.mp4' is selected. Below the file explorer, the website interface shows the 'Upload Presentation materials' section with a 'Select oral file' button and a progress bar at 0%.

이름	수정된 날짜	유형	크기
KPS-2020Spring-Poster-KBKwon.mp3	2020-07-13 오후...	MP3 형식 사운드	8,857KB
KPS-2020Spring-Poster-KBKwon.pdf	2020-07-13 오후...	Adobe Acrobat 문...	1,498KB
Presentation file.mp4	2020-07-04 오후...	MP4 비디오	82,943KB

항목 유형: MP4 비디오
크기: 80.9MB
길이: 00:08:16

파일 이름(N): Presentation file.mp4 모든 파일 (*.*)


Buttons: 열기(O), 취소

Website Interface:

- Logout, MYPAGE
- Exhibition
- Required
- Activity
- Upload Presentation materials
- Select oral file
- File extension: mp4
- Max: 200Mbyte
- Progress bar: 0%


Instruction for Uploading an Oral Presentation Video


3-4. Please wait for a while during uploading until your mp4 filename appears on a yellow bar. (The file uploading is not complete yet)



한국물리학회

The Korean Physical Society

 LOGOUT

 MYPAGE

Home

Program

Registration

General Information

Authors

Exhibition

Abstract Submission

2021 KPS Spring Meeting

April 21-23, 2021

Virtual Conference

Abstract Information

* Division/Symposium

Field

Condensed matter physics : Magnetism/Superconductivity

Session

Magnetism

* Speaker

☒ Regular-Contributed
 ☐ Student-Contributed

* Presentation

☒ Oral
 ☐ Poster
 ☐ Invited
 ☐ Invited 2
 ☐ Invited 3
 ☐ Invited 4

* Required

Upload Presentation materials

Presentation file.mp4 (81.0 MB)

Not yet updated

- File extension: mp4

- Max: 200Mbyte

0%

Update File

Instruction for Uploading an Oral Presentation Video


3-5. Click the "**Update File**" button to save.
(The file uploading is not complete yet)

1. Login

2. Go to the Abstract Modify Page

3. Upload the File (5)

4. Re-upload the File



한국물리학회

The Korean Physical Society

LOGOUT

MYPAGE

Home

Program

Registration

General Information

Authors

Exhibition

Abstract Submission

2021 KPS Spring Meeting

April 21-23, 2021

Virtual Conference

Abstract Information

* Division/Symposium

Field

Condensed matter physics : Magnetism/Superconductivity

Session

Magnetism

* Speaker

☒ Regular-Contributed
 ☐ Student-Contributed

* Presentation

☒ Oral
 ☐ Poster
 ☐ Invited
 ☐ Invited 2
 ☐ Invited 3
 ☐ Invited 4

* Required

Upload Presentation materials

Presentation file.mp4 (81.0 MB)

Not yet updated

- File extension: mp4

- Max: 200Mbyte

0%

Update File

Instruction for Uploading an Oral Presentation Video

3-6. If the uploading is successfully complete, you can see the message below.
Please just click the "confirm" button.

1. Login

2. Go to the
Abstract Modify
Page

3. Upload the
File (6)

4. Re-upload the
File

The screenshot displays the KPS website interface for abstract submission. At the top, the KPS logo and navigation menu are visible. The main content area is titled "Abstract Submission" and includes a header for the "2021 KPS Spring Meeting April 21-23, 2021 Virtual Conference". Below this, the "Abstract Information" section contains fields for "Division/Symposium", "Speaker", and "Presentation". A modal window titled "웹 페이지 메시지" (Web Page Message) is overlaid on the form, displaying a yellow warning icon and the text "The attachment file(s) was successfully saved." A blue button labeled "확인" (Confirm) is highlighted with a red dashed border. At the bottom of the modal, there are radio buttons for "Oral", "Poster", "Invited", "Invited 2", "Invited 3", and "Invited 4". Below the modal, the "Upload Presentation materials" section shows a file upload area with the text "Presentation file.mp4 (81.0 MB)" and a "Not yet updated" status. A progress bar indicates 0% completion, and an "Update File" button is present.

Instruction for Uploading an Oral Presentation Video

3-7. Now you can see the MP4 file name on a light green bar.

1. Login

2. Go to the Abstract Modify Page

3. Upload the File (7)

4. Re-upload the File

KPS 한국물리학회
The Korean Physical Society

LOGOUT

MYPAGE

Home

Program

Registration

General Information

Authors

Exhibition

Abstract Submission

2021 KPS Spring Meeting

April 21-23, 2021

Virtual Conference

Abstract Information

* Division/Symposium

Field

Condensed matter physics : Magnetism/Superconductivity

Session

Magnetism

* Speaker

☒ Regular-Contributed
 ☐ Student-Contributed

* Presentation

☒ Oral
 ☐ Poster
 ☐ Invited
 ☐ Invited 2
 ☐ Invited 3
 ☐ Invited 4

* Required

Upload Presentation materials

Presentation file.mp4 (81 MB)

Updated

- File extension: mp4

- Max: 200Mbyte

0%

Instruction for Uploading an Oral Presentation Video

1. Login

2. Go to the
Abstract Modify
Page

3. Upload the File

4. Re-upload
the File

4. If you want to modify your presentation materials, click "X" to delete the submitted file and re-upload the new file again from the procedure 3-1.
※ Modification is possible only within the submission deadline.

한국물리학회
The Korean Physical Society

[LOGOUT](#)
[MYPAGE](#)

[Home](#)
[Program](#)
[Registration](#)
[General Information](#)
[Authors](#)
[Exhibition](#)

Abstract Submission

2021 KPS Spring Meeting
April 21-23, 2021
Virtual Conference

Abstract Information

* Division/Symposium

Field

Condensed matter physics : Magnetism/Superconductivity

Session

Magnetism

* Speaker

☒ Regular-Contributed
☐ Student-Contributed

* Presentation

☒ Oral
☐ Poster
☐ Invited
☐ Invited 2
☐ Invited 3
☐ Invited 4

Upload Presentation materials

Presentation file.mp4 (81 MB)

Updated

- File extension: mp4