

2020 KPS FALL MEETING

Zoom Guideline (For Oral Session Speaker)

2020. 11. 4(Wed) – 6(Fri)

Access to the Session Conference Room

Access to the KPS website

KPS 한국물리학회
The Korean Physical Society

HOME LOGIN JOIN ≡ 전체보기

2020 KPS Fall Meeting
2020 KPS 가을 학술행회
일시 : 11.4(수) - 6.(금)
장소 : Virtual Conference

학회소개
INTRODUCTION

학술행회
CONFERENCE

교육행사
EDUCATIONAL EVENT

분과/지부/위원회
SUBDIVISION
BRANCH
COMMITTEE

물리학정보
PHYSICAL INFORMATION

공지사항 / 학술행회 / 구인/구직 / 신규 홈페이지 Q&A

[기초과학연구원] IBS Art in Science 공모전 안내 20.10.12

2020 가을 한국물리학회상 수상자 발표 20.10.08

2020년 KPS 학부생작품발표회 개최 안내 20.10.07

2021년 나노바이오커넥트 사업 상세계획을 위한 기술수요조사 20.10.04

- Access to the KPS website
(<http://www.kps.or.kr/>)
- Log in
- Click 'Conference'

Access to the program

Home	Program	Registration	General Information	Authors	Exhibition
	Program at a Glance Plenary Oral Sessions Poster Sessions Focus Sessions Tutorial Sessions Special Sessions	Registration Guideline Online Pre-registration	Overview News & Notice	Abstract Submission Guideline Abstract Submission Presentation Guideline	Guideline & Application Confirmation & Modify

- Access to the conference page
- Click 'Program'
- Click 'Oral session'



Registration	Abstract Submission	Program at a Glance
--------------	---------------------	---------------------

<p>Important Dates</p>	• Abstract Submission Opens	2020.08.27
	• Abstract Submission Deadline	2020.09.28
	• Online Pre-registration Period	2020.08.27 - 11.06
	• Program Announcement	2020.10.15
	• Oral/Poster Presentation Upload	2020.10.15 - 10.28

Abstract Search	Search by Keyword, title, abstract, author, email, affiliation	Q Search
-----------------	--	----------

- ## Oral Sessions

Search Category & Division

- Nuclear physics
- Physics teaching
- Semiconductor physics

- Condensed matter physics
- Plasma physics
- Astrophysics

- Applied physics
- Optics and quantum electronics
- Biological physics

Session		Room																				
		01	02	03	04	05	06	07	08	09	10	11	12	13	14	15	16	17	18	19	20	
11.04 (Wed)	Session A 13:00-14:48	A1-pa High Energy Phenomenology	A2-pa Accelerator I	A3-nu Nucl. Exp.		A5-co [F] Symmetry - manipulated oxides I	A6-co [F] Berry/Topology/Spin	A7-co [F] Ultimate X-ray	A8-co Superconductivity	A9-ap [F] BN Nanomat. I	A10-ap Oxide / Energy Mater.		A12-st [F] Covid19 Outbreak 1			A15-op [F] Colloidal Plasmonics & Metamaterials I					A20-or NPSM Senior Invited Lecture	
	Session B 15:00-16:48		B2-pa Accelerator II	B3-nu Nucl. Exp. & HIC	B4-as [F] KNO	B5-co [F] Symmetry - manipulated oxides II	B6-co [F] Berry/Topology/Spin	B7-co [F] vdW superconductors	B8-co Magnetism/Superconductivity	B9-ap [F] BN Nanomat. II	B10-ap Magnetism / Energy Mater.	B11-ap Quantum information and processing	B12-st [F] Covid19 Outbreak 1			B15-op [F] Colloidal Plasmonics & Metamaterials II						
	Tutorial A 17:10-18:10				T1-as [F] Dark Energy and Universe	T2-co [F] Condensed Matter Physics				T3-ap [F] First-principles Modeling					T4-pl [F] Plasma fluid/kinetic theory						M20-or General Assembly & Fellow Meeting	
	Tutorial B 18:10-19:10																					
11.05 (Thu)	Session C 09:00-10:48	C1-pa [F] Future collider I		C3-nu HIC		C5-co [F] Excitons	C6-co [F] High-pressure	C7-co Dielectric/Functional Oxides	C8-co Magnetism	C9-ap [F] Quantum info. processing	C10-ap [F] Direct visualization of defects	C11-ap [F] Next-generation display tech.	C12-st Complex System I			C14-pl Accelerator, Beam, Laser, Radiation sources	C15-op Optics I		C17-se [F] Future Optoelectronic	C18-se Devices - electronic		

Access to the session conference room

Oral Sessions

2020 KPS Fall Meeting

Wednesday-Friday, November 4-6, 2020; Virtual Conference

Session Information	A12-st	[F] Understanding of Covid-19 outbreak I
	12	November 04 (Wednesday) 13:00 - 13:39
Chair	강병남	서울대학교 물리천문학부

Virtual Conference

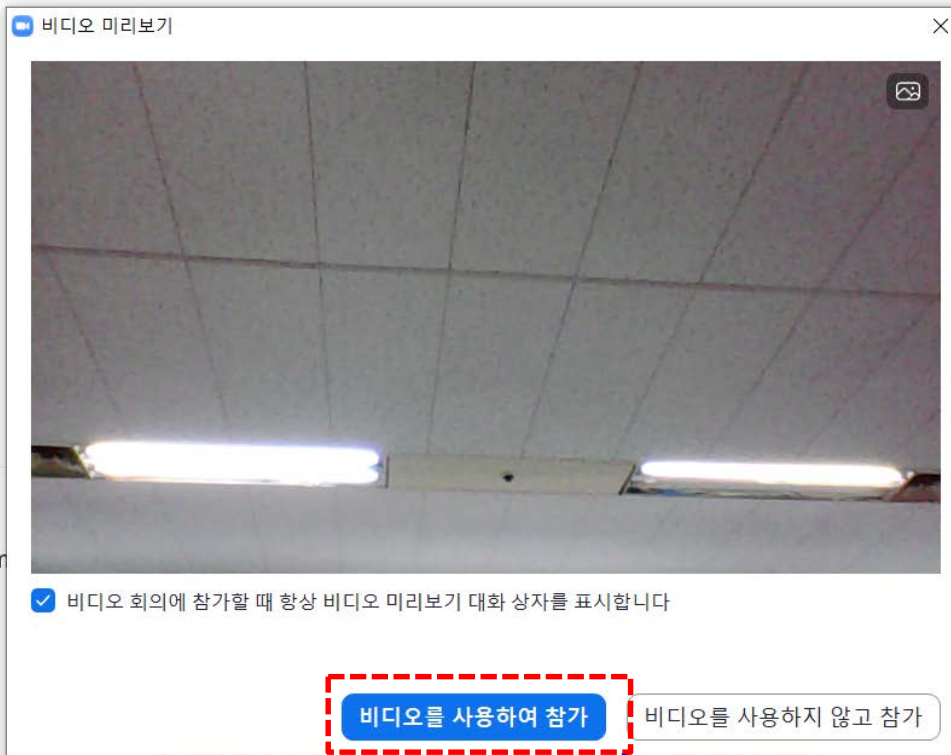
Presentation No.	Time	Presenter	Title
A12.01	2020-11-04 13:00-13:01	Lee Ha Youn	COVID-19 Genomic Surveillance
A12.02	2020-11-04 13:01-13:37	HA Meesoon	COVID-19 related epidemic patterns and scaling behaviors based on minimal model studies
A12.03	2020-11-04 13:37-13:38	MIN Byungjoon	Epidemics spreading with time-varying transmission rates: case of Covid19
A12.04*	2020-11-04 13:38-13:39	Mafwele Biseko Juma	Relationship between transmission of Malaria and Climate change in Africa

Back to Oral Sessions

- Click the 'Virtual Conference' button
- Connect to Zoom meetings
- Pre-registration is required to connect to Zoom

**Check the settings for
presentation**

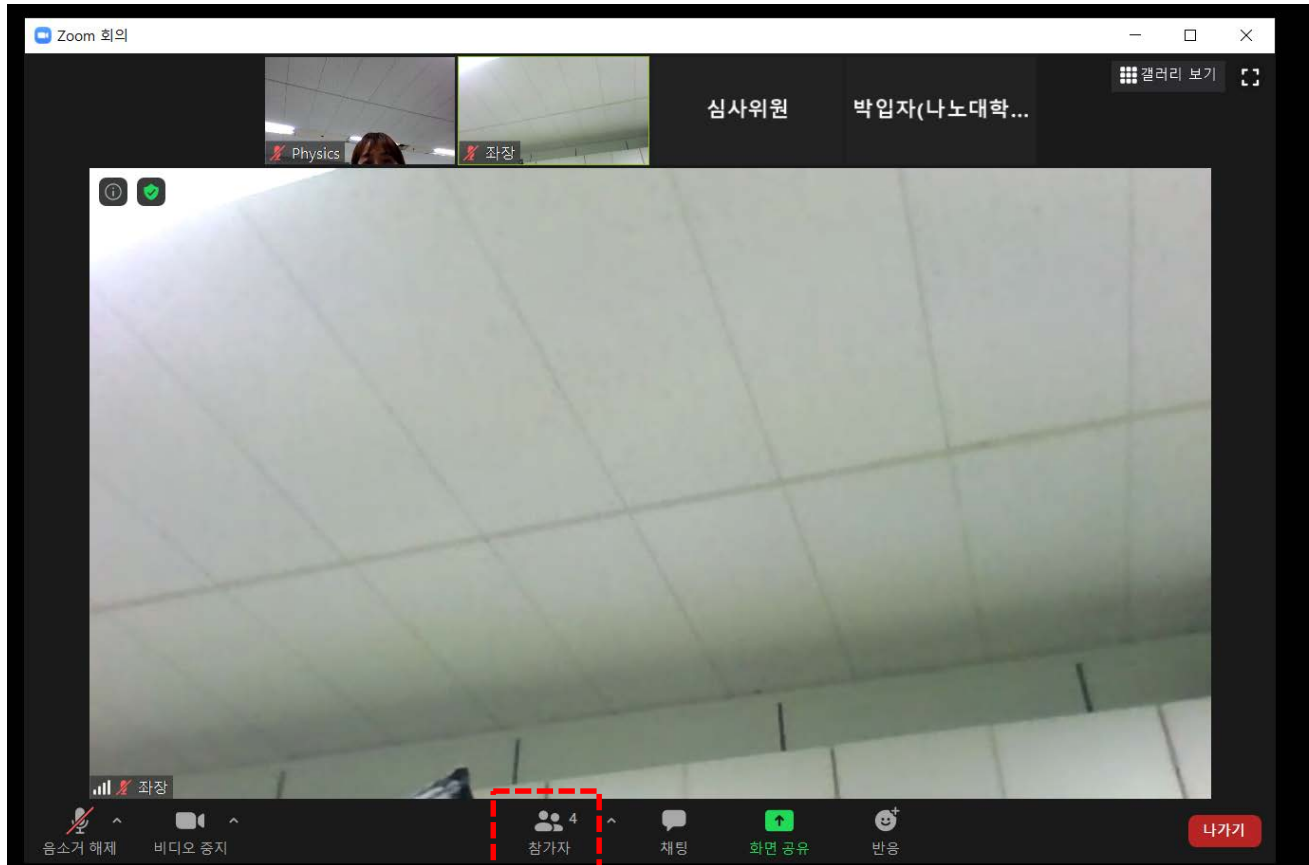
Join the session room



개인정보 보호정책 및 법적 정책

- Click 'Join with video'

Check the participants list

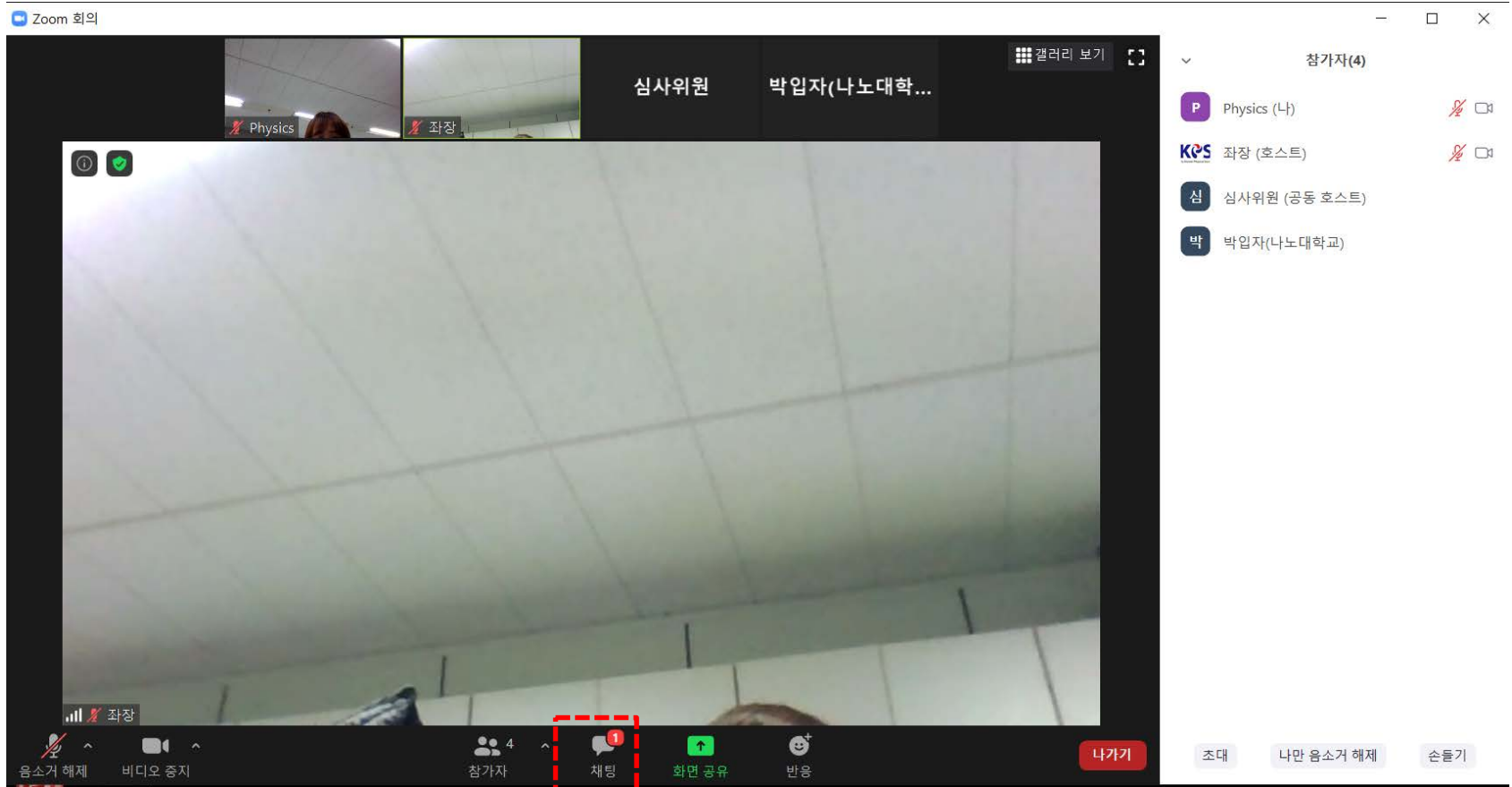


- Click 'Participants' button to make the Participant List visible on the right side
- If the menu is not visible, hover your cursor over the bottom of the window to find it

Check the participants list



Check the chat window



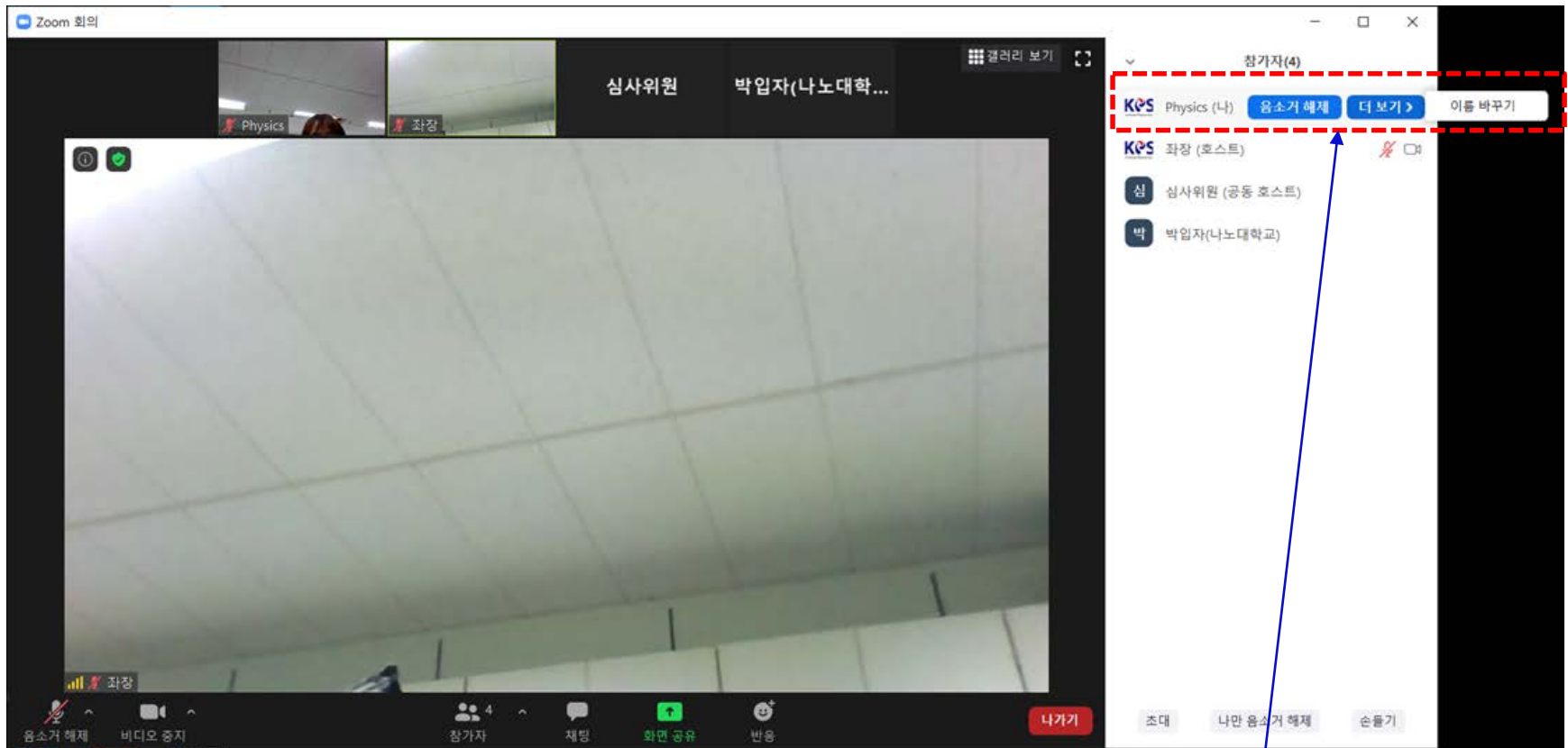
- Click 'Chat' to activate chat window

Check the chat window



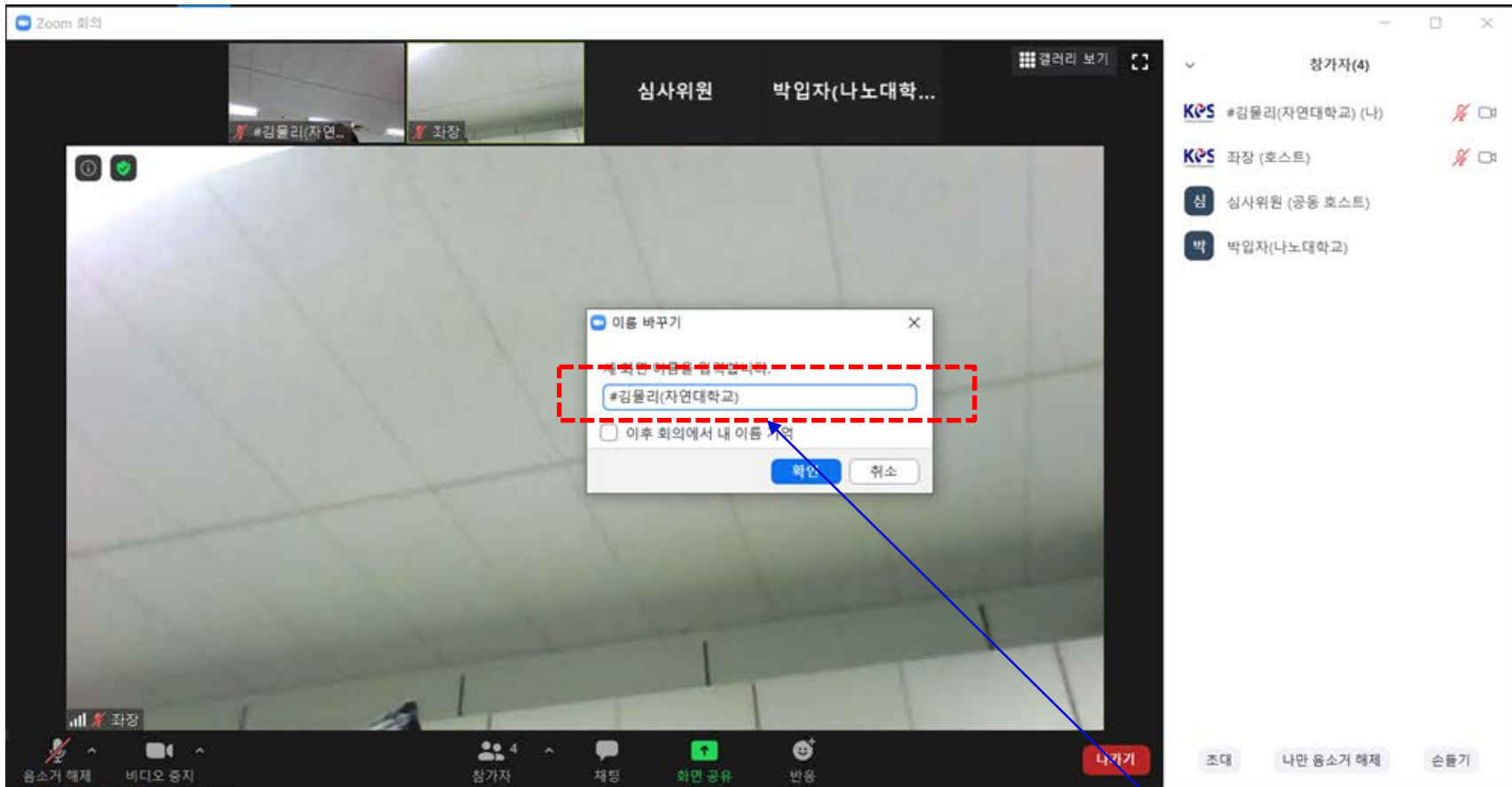
- Select 'Everyone' – Public messages are visible to all participants
- Select the specific participant – Private messages are sent to a specific participant

Change Speaker's name



- Put the cursor over your name
- Click "More"
- Click "Rename" to change your name

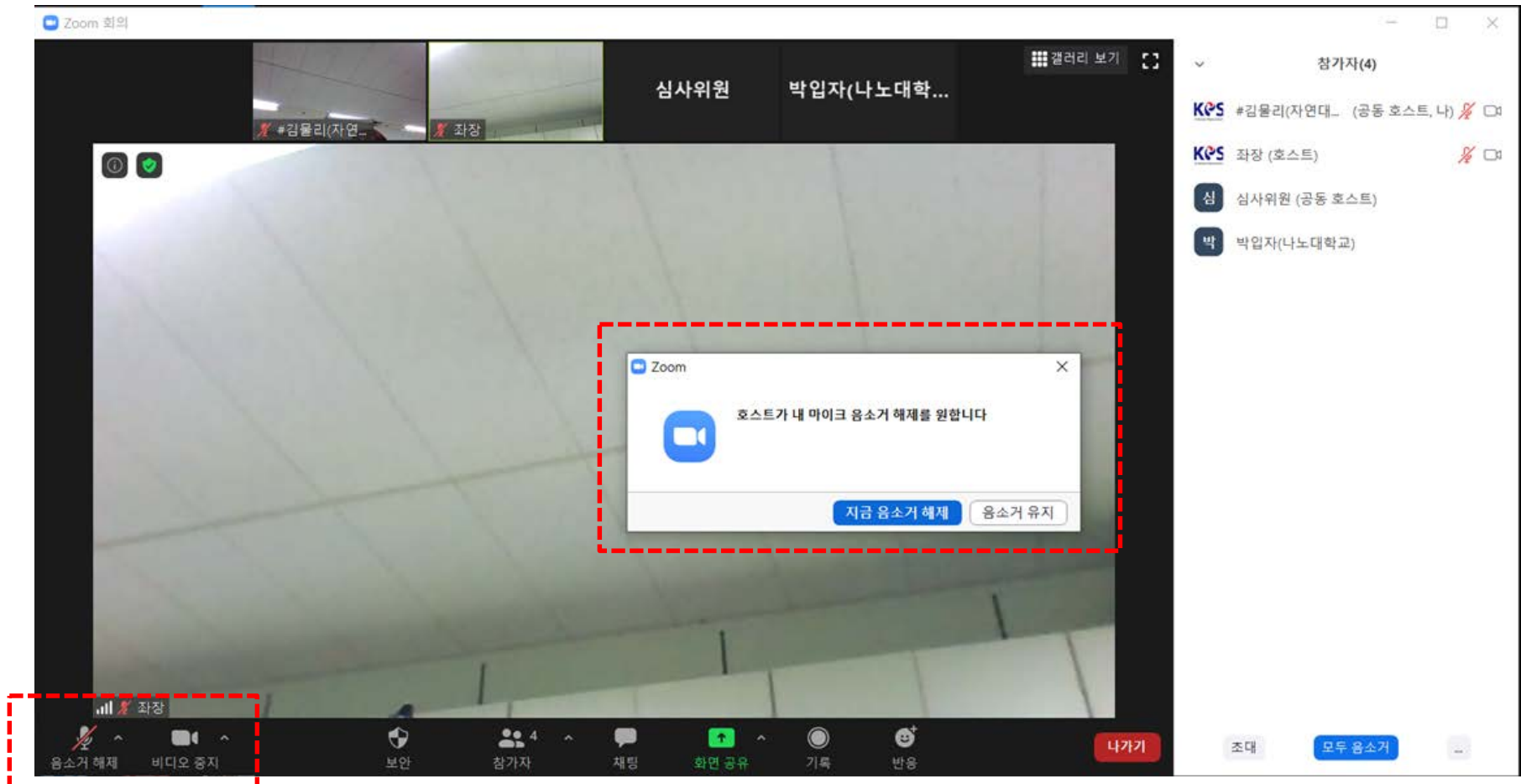
Change Speaker's name



- #Name(Affiliation)
- Make sure to mark '#' before the speaker name


Preparing for presentation and proceeding with presentation

Before the presentation : Setting Microphone/Camera



- **Mute / Unmute:** Mute and unmute your microphone directly
- **Start / Stop Video:** Turns your camera on or off at the request of the host

Before the presentation : Preparing to share your screen



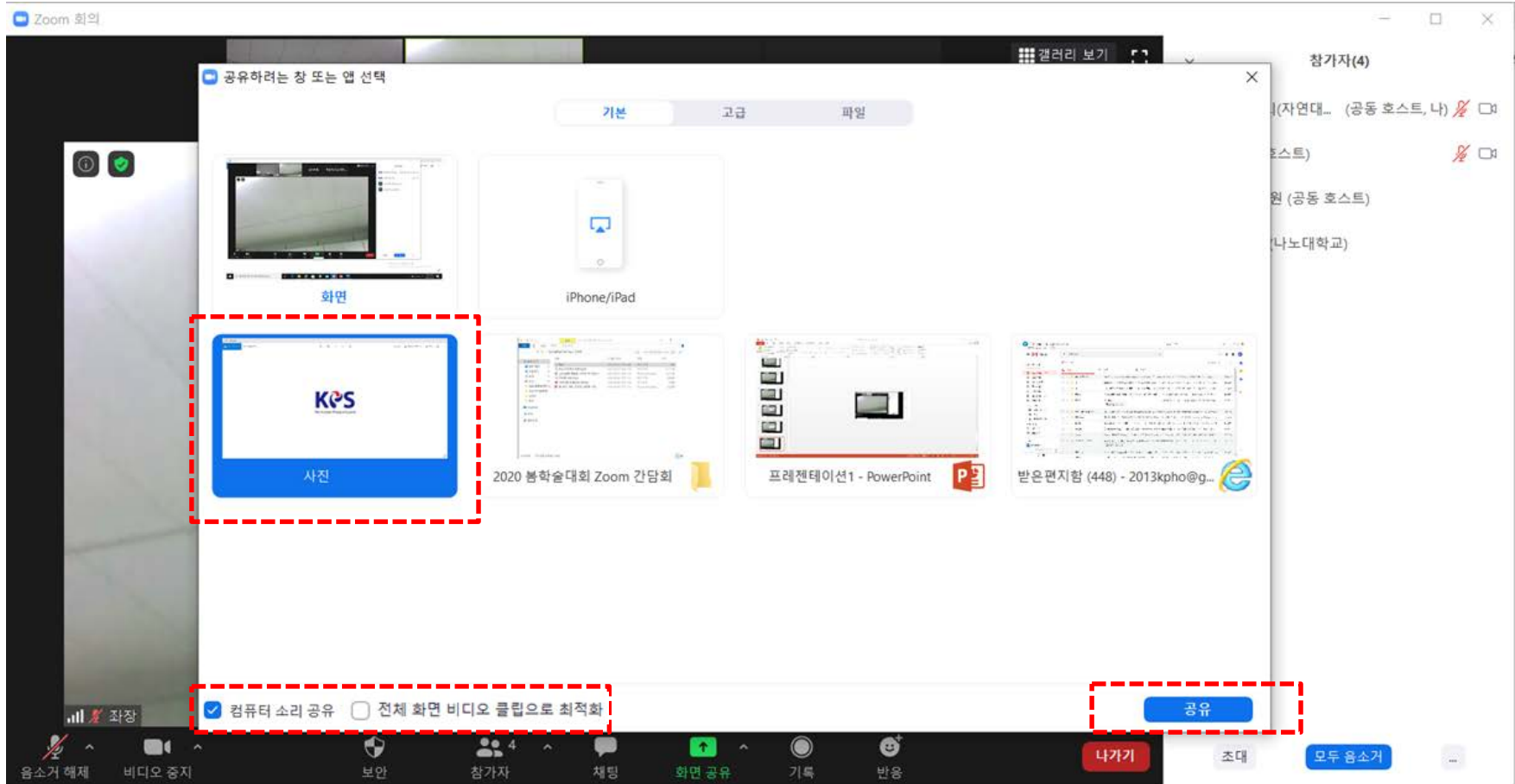
- Before sharing your screen, load the material you want to share on your desktop in advance.

Start sharing screen on request for presentation



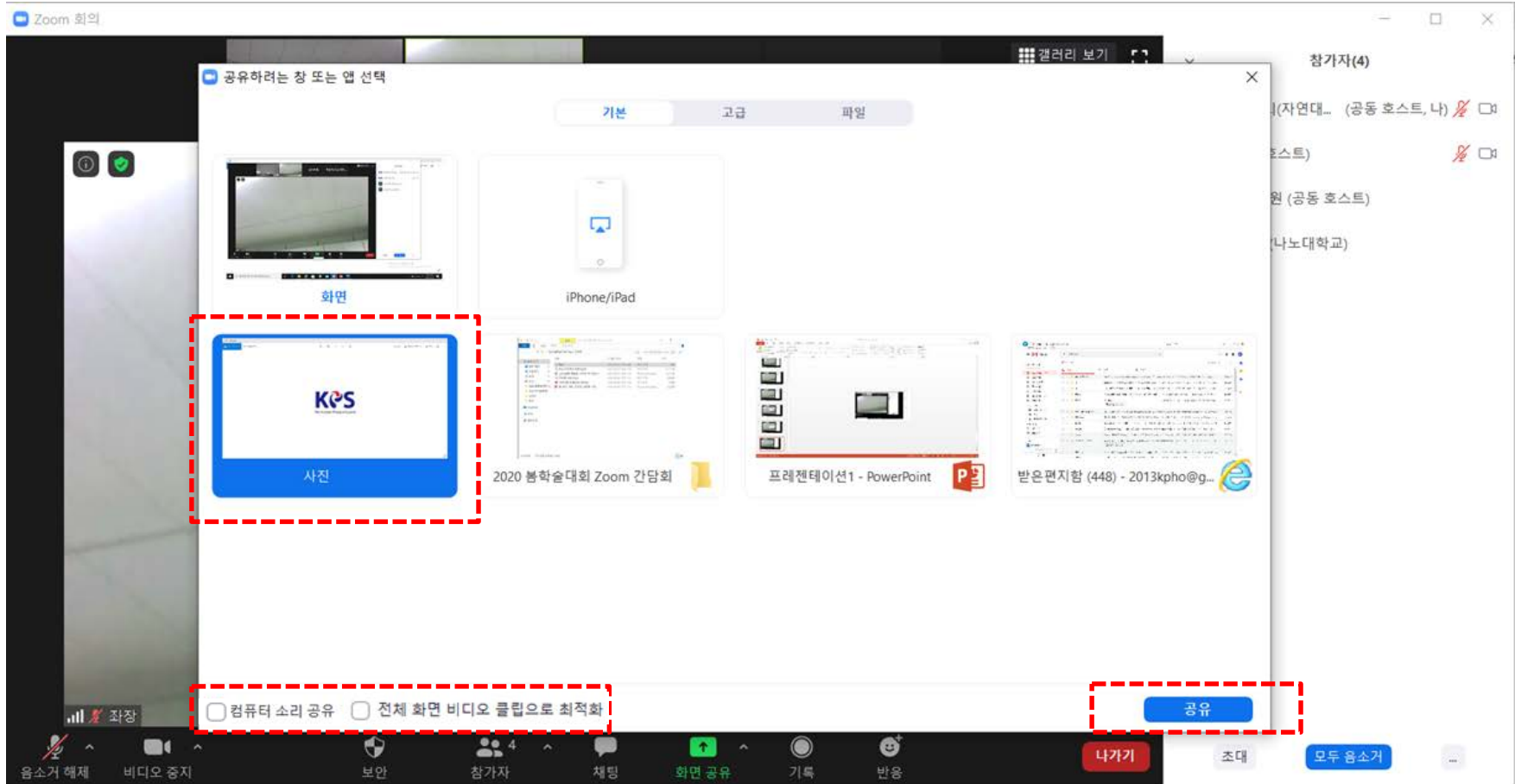
- Real-time video presenters will be given co-host privileges to share screens.
- If you do not have authority of co-host, request to the Chair by chat.

How to Share Your Screen - For Video



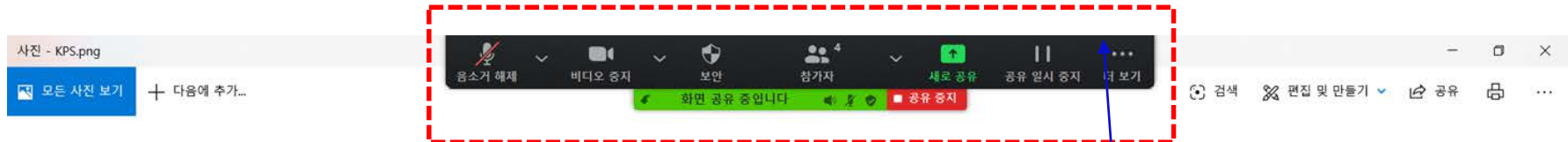
- Select 'Share computer sound'
- Do not select 'Optimize for full-screen video clip'
- Select the pre-presented material and click the 'Share' button

How to Share Your Screen - PPT and other



- Do not select 'Share computer sound' and 'Optimize for full-screen video clip'
- Select the pre-presented material and click the 'Share' button

Check the Menu during presentation



- If the menu is not visible, hover your cursor over the top to find it.

Q&A (By Session Chair)

Zoom 회의

#김물리(자연대) 심사위원 **박입자(나노대)** 운영요원 이응집(원자대)

참가자(7)

- # #김물리(자연대) (공동 호스트, 나)
- KPS 좌장 홍길동(한국대) (호스트)
- 박** 박입자(나노대)
- 심 심사위원 (공동 호스트)
- 운 운영요원 (공동 호스트)
- 이 이응집(원자대)

초대 모두 음소거 ...

Zoom 그룹 채팅

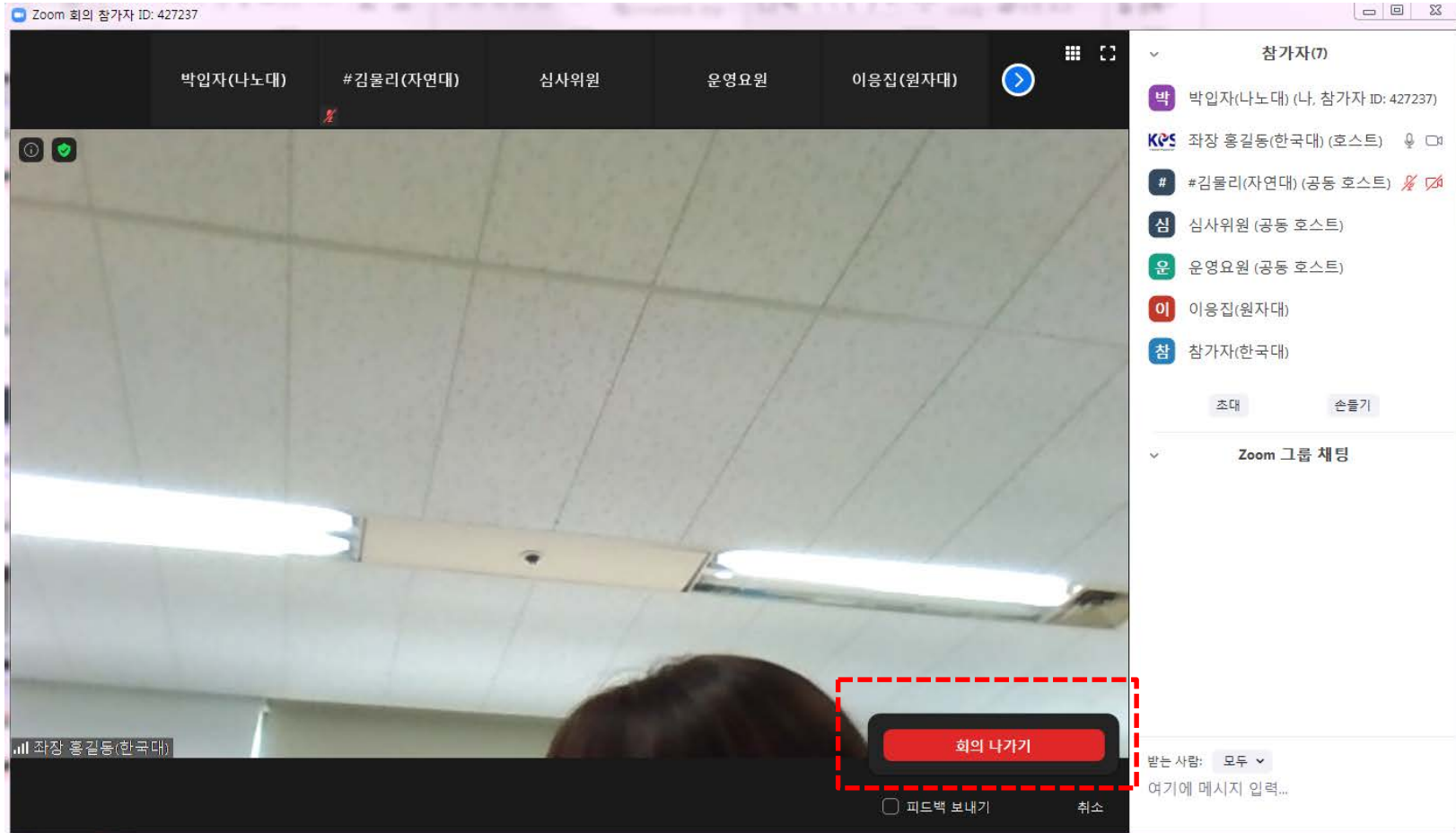
받는 사람: 모두 ...

여기에 메시지 입력...

음소거 해제 비디오 시작 보안 참가자 채팅 화면 공유 기록 반응 나가기

- Attendees can ask questions through 'Raise Hand' or 'Chat'.
- If attendees click raise hand, they show up to the top of the Participant List.

End of the Session



- Click 'Leave' at the end of the session